


Name Answer Key Date _____

Mathematics Grade 1 Unit 6 Study Guide
*Post Assessment on May .15th
Understanding Shapes and Fractions

G.1

1.) Compare the 2 shapes below using defining attributes.



a.) How are these shapes alike?



Both shapes have sides. Both shapes have
corners (or angles or vertices). They are both
2D shapes.

b.) How are these shapes different?

The square has 4 sides and the triangle
has 3 sides. The square has 4 corners
or angles or vertices and the triangle has 3.

G.1

2.) Compare the 2 shapes below using defining attributes.



a.) How are these shapes alike?

They are both 3D shapes. They
both have 6 faces.


b.) How are these shapes different?

The cube has 6 square faces and
the rectangular prism has 4 rectangle
faces and 2 square faces.

G.1

3.) Solve.

a.) Circle the square.



b.) How do you know the shape you circled is a square?

The square has 4 equal sides and 4 corners.

G.1

4.) Think about the defining attributes of the shape below.



Write **True** or **False** next to each statement.

False a.) Black is a defining attribute of this rectangle.


True b.) This rectangle has 4 vertices.

False c.) 4 sides is a non-defining attribute of this rectangle.

False d.) The size of this rectangle is a defining attribute.


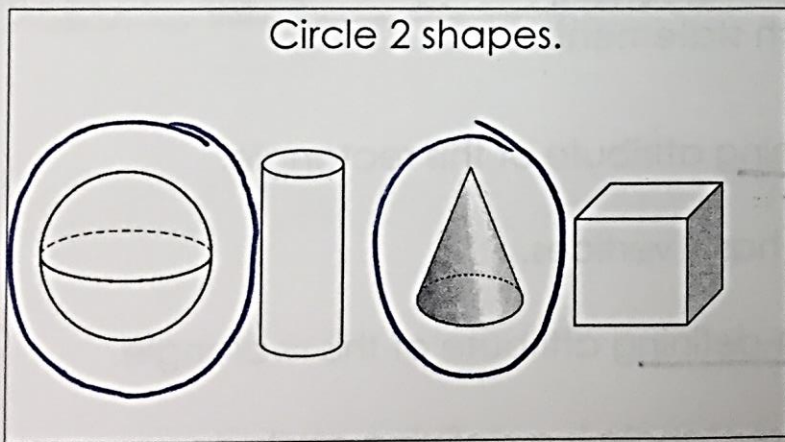
G.2

5.) Create a robot using at least one of each shape: rectangle, circle, square, triangle, trapezoid, and half circle.





G.2

6.) Which 3-dimensional shapes would be needed to make a snow cone?

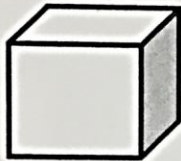
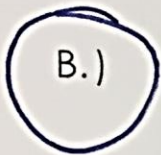


G.2

7.) Which shape can be composed from these 2-dimensional faces?



C.)




D.)





G.3

8.) Partition the shapes below.

a.) Divide the shapes into fourths.




b.) Divide the shapes into halves.



G.3


9.) Which shape is shaded to represent a fourth?



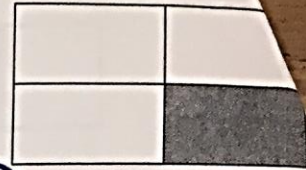
a.)



b.)



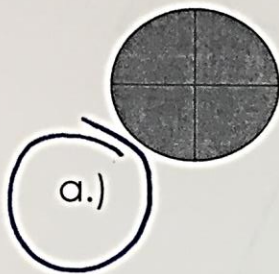
c.)



d.)

G.3

10.) Which shape is shaded to represent a whole?



a.)



b.)



c.)



d.)

G.3

11.) Solve.

a.) Beth ate a fourth of her chocolate bar. Shade a fourth of her chocolate bar. Ben ate half of his chocolate bar. Shade a half of his chocolate bar.

Beth's chocolate bar



Ben's chocolate bar







b.) Who ate more chocolate? Explain your answer.

Ben because a half is more than
a fourth.

MD.4

12.) Tyler has the following shapes on his desk. How many of each shape does he have? Complete the tally chart below.



Shape	Tally Marks	Total
	 	9
	 	7
	 	10

MD.4

13.) How many shapes does Tyler have on his desk?

A.) Tyler has 16 shapes on his desk.

B.) Tyler has 17 shapes on his desk.

C.) Tyler has 26 shapes on his desk.

D.) Tyler has 20 shapes on his desk.

MD.4

14.) Complete the statement below.

There are 2 less cylinders than cones.